深圳市北极大电子科技有限公司 总部

地址：东莞市塘厦镇永太路3号硅谷动力·数字谷1号楼
电话：0755-8395 8345
邮箱：support@beijida.com

深圳办事处

地址：深圳市福田区中康路卓越城B栋1404号
电话：0755-8395 8345
邮箱：support@beijida.com

南京办事处

地址：江苏省南京市江宁区庄排路157号合荣大厦401
电话：0755-8395 8345
邮箱：support@beijida.com

日本办事处

地址：〒160-0022東京都新宿区新宿3丁月5番6号キ
ユ-プラザ新宿三丁月5階
联系人：杉野 祐二
电话：03-4400-0786 / 080-2955-8759
邮箱：suginoyuji@beijida.com

越南捷康电子科技有限公司

地址：北宁省桂武县越雄公社18号国道第12公里处
（The 12th kilometer, on No.18 National road, Viet HungCommune , Que Vo District, Beining province, Vietnam.）
电话：0755-8395 8345
邮箱：support@beijida.com

东莞市捷康电子科技有限公司

地址：东莞市塘厦镇科苑城鹿乙二路9号
电话：0755-8395 8345
邮箱：support@beijida.com

合肥办事处

地址：安徽省合肥市蜀山区繁华大道经典广场A座1506
电话：0755-8395 8345
邮箱：support@beijida.com

苏州办事处

地址：苏州市相城区北河泾街道引领路与陶村街交叉口南120米
电话：0755-8395 8345
邮箱：support@beijida.com

德国办事处

地址：90482 Nürnberg, Ostendstraße 111, Germany
联系人：Martin Fischer
电话：+49 170 1581835
邮箱：martin.fischer@beijida.com

BJD

产品连接世界
品质服务你我

PRODUCT CONNECTS THE WORLD
QUALITY SERVICE FOR YOU AND ME



【公司简介】

BJD作为汽车电子行业的早期参与者之一，致力于提供可靠的连接器解决方案。我们的连接器解决方案适用于汽车电子、工业控制、LED商业显示、医疗、安防等多个领域。

产品系列包括FPC连接器、FFC排线、高频连接器（FAKRA/HSD/以太网/SMB等等）、RF连接器（FAKRA/MINI-FAKRA）、浮动板对板连接器、线对板连接器、I/O连接器以及众多新能源连接器

BJD是省专精特新、高新技术企业，拥有CNAS认证实验室，确保产品质量！

[COMPANY PROFILE]

As one of the early participants in the automotive electronics industry, BJD is committed to providing reliable solutions. Our connector solutions are applicable across various sectors such as automotive electronics, industrial control, LED commercial displays, medical, and security.

Our product series include FPC connectors, FFC flat cables, high-frequency connectors (FAKRA/HSD/Ethernet/SMB, etc.), floating board-to-board connectors, wire-to-board connectors, I/O connectors, and numerous new energy connectors.

BJD is a provincial specialized, new and high-tech enterprise, with a CNAS-certified laboratory ensuring product quality!

汽车电子应用实例 Application Examples in Automotive Electronics

BJD

FFC/FPC连接器 FFC/FPC Connector



【产品特点】

- 北极大的FPC连接器具有种类齐全的优势，技术先进的特点，包含自动锁定、带接地等40+不同系列，满足客户各类需求。
- 此外，北极大还自主生产配套的FFC柔性扁平线，最大程度减少公差对产品质量的影响，确保连接器的稳定性和可靠性。

【Product Features】

- The FPC connectors of BJD have the advantages of a complete range of types and the characteristics of advanced technology. They include more than 40 different series such as automatic locking and with grounding, etc., meeting various needs of customers.
- In addition, Beijida independently produces the supporting FFC flexible flat cables, minimizing the impact of tolerances on product quality and ensuring the stability and reliability of the connectors.

浮动板对板连接器 Floating board-to-board Connectors



【产品特点】

- BJD板对板连接器种类齐全，尤其是我们的浮动板对板连接器覆盖0.4，0.5，0.635，0.8间距，100+不同产品，广泛应用于车载电子和LED显示领域。
- 产品具备高达1.2MM的浮动范围，传输速度可达16G(支持PCIE4)，为高性能需求提供可靠的连接方案。

【Product Features】

- The BJD board-to-board connectors come in a complete range of types. In particular, our floating board-to-board connectors cover pitch distances of 0.4, 0.5, 0.635, and 0.8, with more than 100 different products. They are widely used in the fields of in-vehicle electronics and LED displays.
- The products have a floating range of up to 1.2MM, a transmission speed of up to 16G (supporting PCIE4), providing a reliable connection solution for high-performance requirements.

线对板 连接器 Wire-to-board Connectors

BJD



【产品特点】

- 北极大提供多样的车规级线对板连接器，支持多种间距和PIN数，具备二次锁设计，防呆防斜插功能，以及多种扣位选择。
- 线端可选用FFC/FPC，为小型化和轻量化应用提供理想支持。

【Product Features】

- BJD provides a variety of automotive-grade wire-to-board connectors, which support multiple pitch distances and the number of pins. These connectors are equipped with a secondary lock design, as well as the functions of anti-misinsertion and anti-oblique insertion, and offer multiple choices of locking positions.
- For the wire end, FFC/FPC can be selected, providing ideal support for miniaturized and lightweight applications.

高速连接器 High-frequency Connectors

BJD



【产品特点】

- 北极大高频连接器系列包括车载USB3、FAKRA、MINI- FAKRA、 HSD、 SMB及车载以太网连接器，适用于多种高频应用场景。
- 产品具备多种扣位设计和颜色编码，确保复杂系统中的精确安装，广泛应用于汽车电子、通信设备及工业控制领域。

【Product Features】

- The high-frequency connector series of BJD includes in-vehicle USB3, FAKRA, MINI-FAKRA, HSD, SMB and in-vehicle Ethernet connectors, which are suitable for a variety of high-frequency application scenarios.
- The products are equipped with various locking position designs and color coding to ensure precise installation in complex systems, and are widely applied in the fields of automotive electronics, communication equipment and industrial control.

高速传输浮动系列 High-speed Transmission Floating Series





【产品特点】

- 便于
  组装在 X、Y 方向的浮动范围为 ±0.8mm，这在组装时是一个优势
- 大电流
  混合式的供电设计架构，每引脚 6 安培 × 4 线路
- 16+ Gbps 高速传输
  差分阻抗为 85 欧姆
  支持PCI-e Gen4

【Product Features】

- **Good workability**
  Floating range is ±0.8mm in X, Y directions can be advantage in customer assembling.
  With positioning columns
- **High current**
  Hybrid Power Design, 6A/PIN × 4 lines.
- **High speed transmission 16+Gbps**
  Differential impedance is 85ohm
  Support PCI-e Gen4

铆压端子式板对FFC 连接器 Crimp-Style Board-to-FFC Connector



【产品特点】

- 用 FFC&FPC 压接替代线束
- 小型化和减轻重量
- 具有防斜插/盲插功能

【Product Features】

- Replace the wiring harness with FFC&FPC crimping
- Achieve miniaturization and weight reduction
- Have the functions of anti-oblique insertion and blind mating

无端子式板对FFC连接器 Terminal-less Board-to-FFC Connector

BJD





【产品特点】

- 电池包中可使用FPC/FFC可以实现轻量化；
- 无需铆接，易组装，大幅减少生产工时；
- 内锁可见，确保正确装配；
- CPA防呆，高可靠上下接点构造。

【Product Features】

- The use of FPC/FFC in the battery pack can achieve lightweighting;
- There is no need for riveting, and it is easy to assemble, greatly reducing production man-hours;
- The internal lock is visible to ensure correct assembly;
- With CPA anti-misinsertion function and a highly reliable upper and lower contact structure.

0.5mmFPC自动锁系列 0.5mm FPC Auto-lock Series

BJD



【产品特点】

- 插入自动上锁，单手操作，适合自动化，连接器上部的两端设有AOI检查口，可清洗监测；
- 高传输速率：差分特性阻抗为 100 欧姆；
- 带有接地端子，支持 V-by-one协议传输（3.75Gbps+）。

【Product Features】

- It automatically locks when inserted and can be operated with one hand, making it suitable for automation. AOI inspection ports are set at both ends of the upper part of the connector, allowing for cleaning and monitoring.
- It has a high transmission rate with a differential characteristic impedance of 100 ohms.
- It is equipped with a grounding terminal and supports the transmission of the V-by-one protocol (3.75Gbps+).

【产品特点】

- MINI–FAKRA 系列连接器是 FAKRA 系列连接器的缩小型版本，专为空间受限的应用设计。
- 虽然尺寸小巧，但它们支持高达 12 Gbps 的数据传输速率，并提供可靠的连接和优良的 EMI 性能。
- Mini Fakra 系列连接器广泛应用于汽车、工业、医疗等领域，是空间受限的应用中高速数据传输的理想选择。

【Product Features】

- The MINI-FAKRA series connectors are scaled-down versions of the FAKRA series connectors, specifically designed for applications with limited space.
- Despite their small size, they support data transmission rates of up to 12 Gbps and offer reliable connections and excellent EMI performance.
- The Mini Fakra series connectors are widely used in the automotive, industrial, medical and other fields, and are an ideal choice for high-speed data transmission in applications with limited space.

产品目录
PRODUCT CATALOG

型号Model	B0.4-1A母座 B0.4–1A Receptacle	B0.4-1B公座 B0.4–1B Plug	B0.4-1C公座 B0.4–1C Plug	B0.4-1D公座 B0.4–1D Plug	B0.4-1系列 B0.4–1Series
图例 Legend					
间距（mm） Pitch	0.4	0.4	0.4	0.4	0.4
PIN数 PIN number	20~60	20~60	20~60	20~60	20~60
耐电压 Withstanding voltage	500V	500V	500V	500V	500V
使用温度（℃） Useing temperature	-40~+125	-40~+125	-40~+125	-40~+125	-40~+125
可浮动量 Floatable	X/Y方向浮动量：±0.4mm Z方向：±0.3mm X / Y direction ± 0.4 mm Z direction ± 0.3 mm				
高度（mm） Height	2.3	2.22	2.72	3.22	3/3.5/4
焊接工艺 Welding process	SMT贴片 SMT patch	SMT贴片 SMT patch	SMT贴片 SMT patch	SMT贴片 SMT patch	SMT贴片 SMT patch
备注 Remark		Stacking height 3mm	Stacking height 3.5mm	Stacking height 4mm	

型号Model	BTB0.5-5A母座 BTB0.5–5A Receptacle	BTB0.5-5B母座 BTB0.5–5B Receptacle	BTB0.5-5C母座 BTB0.5–5C Receptacle	BTB0.5-5D公座 BTB0.5–5D Receptacle
图例 Legend				
间距（mm） Pitch	0.5	0.5	0.5	0.5
PIN 数 PIN number	信号部Power：20~120P 电源部Signal：4P	信号部Power：20~120P 电源部Signal：4P	信号部Power：20~120P 电源部Signal：4P	信号部Power：20~120P 电源部Signal：4P
额定电流（A）/PIN Rated current	信号部Power：0.5A 电源部Signal：3A	信号部Power：0.5A 电源部Signal：3A	信号部Power：0.5A 电源部Signal：3A	信号部Power：0.5A 电源部Signal：3A
额定电压（V） Rated voltage	信号部Power：AC 50V 电源部Signal：AC 200V	信号部Power：AC 50V 电源部Signal：AC 200V	信号部Power：AC 50V 电源部Signal：AC 200V	信号部Power：AC 50V 电源部Signal：AC 200V
耐电压 Withstanding voltage	信号部Power：AC 150V 1分钟 电源部Signal：AC 600V 1分钟	信号部Power：AC 150V 1分钟 电源部Signal：AC 600V 1分钟	信号部Power：AC 150V 1分钟 电源部Signal：AC 600V 1分钟	信号部Power：AC 150V 1分钟 电源部Signal：AC 600V 1分钟
使用温度（℃） Useing temperature	–55 ~ +105	–55 ~ +105	–55 ~ +105	–55 ~ +105
可浮动量（mm） Floatable	XY±0.6 （双浮动最高达XY±1.2）	XY±0.6	XY±0.6	XY±0.6
嵌合高度（mm） Height	8 / 10 / 12 / 14 / 19	15 / 20	25 / 30	8
焊接工艺 Welding process	SMT / THR	THR	THR	SMT / THR

BJD

型号Model	BTB0.5-5E公座 BTB0.5–5E Receptacle	BTB0.5-5F公座 BTB0.5–5F Receptacle	BTB0.5-5G公座 BTB0.5–5G Receptacle	BTB0.5-5H公座 BTB0.5–5H Receptacle
图例 Legend				
间距（mm） Pitch	0.5	0.5	0.5	0.5
PIN 数 PIN number	信号部Power：20~120P 电源部Signal: 4P	信号部Power：20~120P 电源部Signal: 4P	信号部Power：20~120P 电源部Signal: 4P	信号部Power：20~120P 电源部Signal: 4P
额定电流（A）/PIN Rated current	信号部Power：0.5A 电源部Signal：3A	信号部Power：0.5A 电源部Signal：3A	信号部Power：0.5A 电源部Signal：3A	信号部Power：0.5A 电源部Signal：3A
额定电压（V） Rated voltage	信号部Power：AC 50V 电源部Signal：AC 200V	信号部Power：AC 50V 电源部Signal：AC 200V	信号部Power：AC 50V 电源部Signal：AC 200V	信号部Power：AC 50V 电源部Signal：AC 200V
耐电压 Withstanding voltage	信号部Power：AC 150V 1分钟 电源部Signal：AC 600V 1分钟	信号部Power：AC 150V 1分钟 电源部Signal：AC 600V 1分钟	信号部Power：AC 150V 1分钟 电源部Signal：AC 600V 1分钟	信号部Power：AC 150V 1分钟 电源部Signal：AC 600V 1分钟
使用温度（℃） Useing temperature	–55 ~ +105	–55 ~ +105	–55 ~ +105	–55 ~ +105
可浮动量（mm） Floatable	XY±0.6	XY±0.6	XY±0.6 （双浮动最高达XY±1.2）	XY±0.6 （双浮动最高达XY±1.2）
嵌合高度（mm） Height	10	12	15 / 25	20 / 30
焊接工艺 Welding process	SMT / THR	SMT / THR	THR	THR

信号部Power：20~120P
电源部Signal：4P

BTB0.5-5(THR Type) Series Stacking Height Variation



BTB0.5 – 5A 母座
123041-60XX50-HF

BTB0.5–5B母座
123040–60XX50–HF

BTB0.5–5C母座
123038–60XX50–HF

BTB0.5–5D公座
123042–60XX50–HF



BTB0.5–5E公座
123043–60XX50–HF

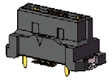

BTB0.5–5F公座
123044–60XX50–HF



BTB0.5–5G公座
123037–60XX50

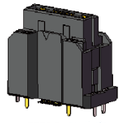

BTB0.5–5H公座
123039–60XX50

单浮动 XY ±0.6mm

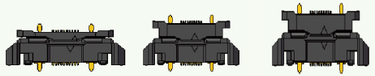

8mm 10mm 12mm

双浮动 XY ±1.2mm

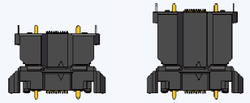

14mm 19mm

固定

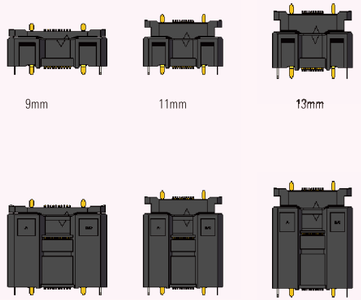

9mm 11mm 13mm

19mm 21mm 23mm

单浮动 XY ±0.6mm

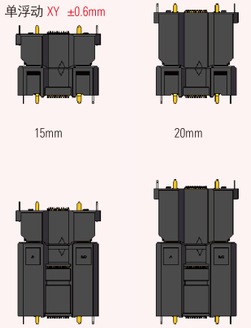

15mm 20mm

25mm 30mm

浮动板对板连接器
Floating board to board connector

型号Model	B0.635-3母座 B0.635-3 receptacle	B0.635-4母座 B0.635-4 receptacle	B0.635-6母座 B0.635-6 receptacle	B0.635-5公座 B0.635-5 plug	B0.635-2母座 B0.635-2-receptacle
图例 Legend					
间距（mm） Pitch	0.635	0.635	0.635	0.635	0.635
PIN 数 PIN number	30~80	30~80	30~80	30~80	30~80
耐电压 Withstanding voltage	AC 250V 1min	AC 250V 1min	AC 250V 1min	AC 250V 1min	AC 250V 1min
使用温度（℃） Useing temperature	-40~+105	-40~+105	-40~+105	-40~+105	-40~+105
可浮动量 Floatable	-	-	-	X/Y 方向浮动量 ± 0.7 mm Z方向: ± 0.5mm X / Ydirection ± 0.7 mm Z direction ± 0.5 mm	
高度（mm） Height	4.28	垂直款 Vertical section	7.58	5.55	12.48
焊接工艺 Welding process	SMT贴片 SMT patch	SMT贴片 SMT patch	SMT贴片 SMT patch	SMT贴片 SMT patch	SMT贴片 SMT patch
备注 Remark	与B0.635-5配合 Match With B0.635-5	与B0.635-5配合 Match With B0.635-5	与B0.635-5配合 Match With B0.635-5	与B0.635-2/3/4配合 Match With B0.635-2/3/4	与B0.635-5配合 Match With B0.635-5

型号Model	0.635pitch浮动B TO B 垂直组合	0.635 pitch浮动B TO B 水平组合	0.8pitch浮动B TO B 垂直组合	0.8pitch浮动B TO B 水平组合
图例 Legend				
间距（mm） Pitch	0.635	0.635	0.8	0.8
PIN数 PIN number	30~80	30~80	30~80	30~80
耐电压 Withstanding voltage	AC 250V 1min	AC 250V 1min	AC 250V 1min	AC 250V 1min
使用温度（℃） Useing temperature	-40~+105	-40~+105	-40~+105	-40~+105
可浮动量 Floatable	X/Y方向浮动量：± 0.7mm Z方向：± 0.5mm		X/Y/Z方向 ± 0 . 5 mm X / Y / Z direction ± 0.5 mm	X/Y/Z方向 ± 0 . 5 mm X / Y / Z direction ± 0.5 mm
高度（mm） Height	垂直款Vertical section	6.3/10/15	垂直款Vertical section	6.0/8.0/9.0/9.75/11.75/ 12.75/ 14.25/15.75/18/19.5/ 20.95/24.7
焊接工艺 Welding process	SMT贴片 SMT patch	SMT贴片 SMT patch	SMT贴片 SMT patch	SMT贴片 SMT patch
备注 Remark				

型号Model	B0.8-5公座 B0.8-5 plug	B0.8-5母座 B0.8-5 receptacle	B0.8-6公座 B0.8-6 plug	B0.8-6母座 B0.8-6 receptacle
图例 Legend				
间距（mm） Pitch	0.8	0.8	0.8	0.8
PIN数 PIN number	30~80	30~80	30~80	30~80
耐电压 Withstanding voltage	AC 250V 1min	AC 250V 1min	AC 250V 1min	AC 250V 1min
使用温度（℃） Useing temperature	-40~+105	-40~+105	-40~+105	-40~+105
可浮动量 Floatable	有效嵌合长度1.4mm Effective Fit Length 1.4mm	X/Y/Z方向±0.5mm X / Y / Z direction ± 0.5 mm	有效嵌合长度1.4mm Effective Fit Length 1.4mm	X/Y/Z方向±0.5mm X / Y / Z direction ± 0.5 mm
高度（mm） Height	垂直款	8.45	6.8	4.95
焊接工艺 Welding process	SMT贴片 SMT patch	SMT贴片 SMT patch	SMT贴片 SMT patch	SMT贴片 SMT patch
备注 Remark	与0.8-5母座90度嵌合 Match with receptacle of 0.8-5 at 90°	与0.8-5母座90度嵌合 Match with receptacle of 0.8-5 at 90°	与0.8-5/6母座配合 Match with receptacle of 0.8-5/6 at 90°	与0.8-6/7/8/9/10/11公座配合 Match with Plug of 0.8-6/7/8/9

型号Model	B0.8-7公座 B0.8-7 plug	B0.8-8公座 B0.8-8 plug	B0.8-10公座 B0.8-10 plug	B0.8-11公座 B0.8-11 plug
图例 Legend				
间距（mm） Pitch	0.8	0.8	0.8	0.8
PIN 数 PIN number	30~80	30~80	30~80	30~80
耐电压 Withstanding voltage	AC 250V 1min	AC 250V 1min	AC 250V 1min	AC 250V 1min
使用温度（℃） Useing temperature	-40~+105	-40~+105	-40~+105	-40~+105
可浮动量 Floatable	X/Y/Z方向±0.5mm X / Y / Z direction ± 0.5 mm	-	-	-
高度（mm） Height	19.75	4.8	14.55	13.05
焊接工艺 Welding process	SMT贴片 SMT patch	SMT贴片 SMT patch	SMT贴片 SMT patch	SMT贴片 SMT patch
备注 Remark	与0.8-5/6母座配合 Match Witch B0.8-5/6	与0.8-5/6母座配合 Match Witch B0.8-5/6	与0.8-5/6母座配合 Match Witch B0.8-5/6	与0.8-5/6母座配合 Match Witch B0.8-5/6

型号Model	B0.4pitch系列 B0.4 series	B-DF40系列 B-DF40 series	B0.5 pitch系列 B0.5 series	B0.8 pitch系列 B0.8 series
图例 Legend				
间距（mm） Pitch	0.4	0.4	0.5	0.8
PIN PIN number	16~80	10~100	10~50	2*20~2*60
耐电压 Withstanding voltage	AC 150V 1min	AC 100V 1min	AC 200V 1min	AC 200V 1min
使用温度（℃） Useing temperature	-55~+85	-35~+85	-55~+85	-55~+85
合高（mm） Total height	0.6~1.5	1.5~4	1.6~2.0	常规5.0
宽度（mm） Width	1.9~5.1	3.38Min	3.4~4.0	4.2~27.2
焊接工艺 Welding process	SMT贴片 SMT patch	SMT贴片 SMT patch	SMT贴片 SMT patch	SMT贴片 SMT patch
备注 Remark		节省空间设计宽度，易于挑选和安装最小宽度：3.38mm Space-saving design width, easy to select and install/Minimum width: 3.38mm		

型号Model	CT0056	C3030HM	C3030HF	A2502H
图例 Legend				
间距（mm） Pitch	2.0	3.0	3.0	2.5
额定电流（A）/PIN Rated current	2 Max	5Max	5Max	3Max
额定电压（V） Rated voltage	125Max	250Max	250Max	250Max
耐电压 Withstanding voltage	AC 500V 1min	AC 1500V MINUTE	AC 1500V MINUTE	AC 800V MINUTE
使用温度（℃） Useing temperature	-40~+105	-40~+105	-40~+105	-40~+105
接触电阻（mΩ） Contact resistance	20 Max	20 Max	20 Max	20 Max
备注 Remark"				

型号Model	PA Series	DuraClik SERIES (560***/502***/505***)	SCN Series	RAST 2.5 SERIES (MX:91716-XXXX) (Lum******:3517&3515&3510)	Card Edge BTB 3PIN
图例 Legend	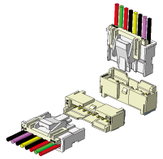	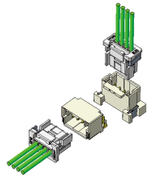			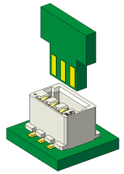
间距（mm） Pitch	2.0	2.0	2.5	2.5	2.0
额定电流（A）/PIN Rated current	3 Max	3Max	3Max	3Max	2Max
额定电压（V） Rated voltage	250 Max	250 Max	250 Max	32 Max	300 Max
耐电压 Withstanding voltage	AC 800V 1min	AC 800V 1min	AC 800V 1min	AC 1000V 1min	AC 800V 1min
使用温度（℃） Useing temperature	-40~+125	-40~+125	-40~+125	-40~+130	-40~+125
接触电阻（mΩ） Contact resistance	10 Max	10 Max	/	10 Max	25 Max
备注 Remark	BJD X4101X SERIES	BJD X4104X SERIES	BJD X4100X SERIES	BJD X4106X SERIES	BJD 141051 SERIES

型号Model	2W HV Connector	14111X-21XX10	14111X-02XX08	241111-080242
图例 Legend				
间距（mm） Pitch	10.2	2.0	2.0	2.0
额定电流（A）/PIN PIN Rated current	10Max	3.0 Max	3.0 Max	3.0 Max
额定电压（V） Rated voltage	750V AC/DC Max	50 Max	50 Max	50 Max
使用温度（℃） Useing temperature	-40~+125	-40~+125	-40~+125	-40~+125
接触电阻 Contact resistance	20 Max	10 Max(CONTACT RESISTANCE) 30 Max(AFTER ENVIRONMENTAL TESTING)		
插拔力（N） Insertion force	45N Max	8PIN ≤30N、12PIN ≤40N、16PIN ≤50N 、20PIN ≤55N、24PIN ≤60N 、28PIN ≤65N 、32PIN ≤70N、40PIN ≤78N		
端子保持力（N） Terminal holding force	/	/	/	/
焊接工艺 Welding process	/	SMT	SMT	SMT
PIN 数 PIN number	2	8、12、14、16、20、24、28、32、40		
备注 Remark	新能源电池包加热用 New energy battery pack heating			

型号Model	NANO MQS Series 14117X-224010	NANO MQS Series 14117X-224810	NANO MQS Series 24117X-074001	NANO MQS Series 24117X-074801	NANO MQS Series 141171-08XXX4
图例 Legend	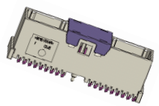	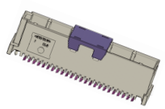			
间距（mm） Pitch	2	2	2	2	2
额定电流（A）/PIN Rated current	3	3	3	3	3
额定电压（V） Rated voltage	250MAX.	250MAX.	250MAX.	250MAX.	250MAX.
使用温度（℃） Useing temperature	-40~+105	-40~+105	-40~+105	-40~+105	-40~+105
接触电阻（mΩ） Contact resistance	10 Max(CONTACT RESISTANCE) 10 Max(AFTER ENVIRONMENTAL TESTING)	10 Max(CONTACT RESISTANCE) 10 Max(AFTER ENVIRONMENTAL TESTING)	10 Max(CONTACT RESISTANCE) 10 Max(AFTER ENVIRONMENTAL TESTING)	10 Max(CONTACT RESISTANCE) 10 Max(AFTER ENVIRONMENTAL TESTING)	10 Max(CONTACT RESISTANCE) 10 Max(AFTER ENVIRONMENTAL TESTING)
端子保持力（N） Terminal holding force	15N Min.	15N Min.	15N Min.	15N Min.	15N Min.
焊接工艺 Welding process	SMT贴片	SMT贴片	/	/	/
PIN 数 PIN number	40	48	40	48	/
备注 Remark					FPC&FFC线束类型

型号Model	P2.2-11-32P CONN 140055-403220	P2.5-2A-D-12P CONN 140052-401220	P2.2-10-56P CONN 140054-405620	P3.5-3C-48P CONN 140050-404821
图例 Legend				
间距（mm） Pitch	2.2	2.5	2.2/4.0	3.5
额定电流（A）/PIN Rated current	3 Max	3Max	PIN 0.64*0.64 3Max PIN 2.3*0.64 35Max	PIN 1.2*0.6 5Max PIN2.8*0.8 15Max PIN 5.8*0.8 50 Max
额定电压（V） Rated voltage	250 Max	250 Max	250 Max	250 Max
使用温度（℃） Useing temperature	-40 ~ 125	-40 ~ 125	-40 ~ 125	-40 ~ 125
接触电阻（mΩ） Contact resistance	20mΩ Max.	20mΩ Max.	PIN 0.64*0.64 8mΩ Max. PIN 2.3*0.64 3mΩ Max.	PIN 1.2*0.6 8mΩ Max. PIN2.8*0.8 5mΩ Max. PIN 5.8*0.8 1.5mΩ Max.
插拔力（N） Insertion force	≤75N	≤40N	≤75N	≤75N
端子保持力（N） Terminal holding force	15N Min.	15N Min.	PIN 0.64*0.64 20N Min. PIN 2.3*0.64 50N Min.	PIN 1.2*0.6 30N Min. PIN2.8*0.8 50N Min. PIN 5.8*0.8 50N Min.
焊接工艺 Welding process	PIP	PIP	PIP	PIP
PIN 数 PIN number	32P	12P	56P	48P
备注 Remark				

型号Model	P5.0-3-48P CONN 140048-404820	P5.0-2-15P CONN 140049-401521	P2.2-5A-40P CONN 140013-404020	P2.2-5B-40P CONN 140013-404021
图例 Legend				
间距（mm） Pitch	5.0/2.54	5.0/2.54	2.2	2.2
额定电流（A）/PIN Rated current	PIN 0.64*0.64 3Max PIN 2.8*0.8 15 Max	PIN 0.64*0.64 3AMax PIN 2.8*0.8 15Max	3Max	3Max
额定电压（V） Rated voltage	250Max	250Max	250Max	250Max
使用温度（℃） Useing temperature	-40 ~ 105	-40 ~ 105	-40 ~ 125	-40 ~ 125
接触电阻（mΩ） Contact resistance	PIN 0.64*0.64 20mΩ Max. PIN2.8*0.8 5mΩ Max.	PIN 0.64*0.64 20mΩ Max. PIN2.8*0.8 5mΩ Max.	20mΩ Max.	20mΩ Max.
插拔力（N） Insertion force	≤75N	≤75N	≤75N	≤75N
端子保持力（N） Terminal holding force	PIN 0.64*0.64 15N Min. PIN2.8*0.8 60N Min.	PIN 0.64*0.64 15N Min. PIN2.8*0.8 60N Min.	15N Min.	15N Min.
焊接工艺 Welding process	PIP	PIP	PIP	PIP
PIN 数 PIN number	48P	15P	40P	40P
备注 Remark				

型号Model	P2.2-6B-32P CONN 140017-403222	P2.2-6-40P CONN 140017-404020	P2.2-2A-40P CONN 121004-404021	P2.2-2B-40P CONN 121004-404022
图例 Legend				
间距（mm） Pitch	2.2	2.2	2.2	2.2
额定电流（A）/PIN Rated current	3Max	3Max	3Max	3Max
额定电压（V） Rated voltage	250Max	250Max	250Max	250Max
使用温度（℃） Useing temperature	-40～125	-40～125	-40～125	-40～125
接触电阻 Contact resistance	20mΩ Max.	20mΩ Max.	20mΩ Max.	20mΩ Max.
插拔力（N） Insertion force	⩽75N	⩽75N	⩽75N	⩽75N
端子保持力（N） Terminal holding force	15N Min.	15N Min.	15N Min.	15N Min.
焊接工艺 Welding process	PIP	PIP	PIP	PIP
PIN 数 PIN number	40P	40P	40P	40P
备注 Remark				

型号Model	ISO连接器C圆柱15A ISO connector C cylindrical 15A	ISO连接器A ISO connector A	ISO连接器C片状10A ISO connector c-sheet 10A	ISO连接器C片状15A ISO connector c-sheet 15A	ISO连接器C圆柱10A ISO connector C cylindrical 10A
图例 Legend					
额定电流（A） PIN Rated current	10.0	10.0	10.0	15.0	10.0
额定电压（V） Rated voltag	50 Max	50 Max	50 Max	50 Max	50 Max
使用温度（℃） Useing temperature	-40~+105	-40~+105	-40~+105	-40~+105	-40~+105
接触电阻 Contact resistance	30Max(初始);50 Max(之后) 30 Max (initial); 50 Max (final)	30 Max(初始);50 Max(之后) 30 Max (initial); 50 Max (final)	30 Max(初始);50 Max(之后) 30 Max (initial); 50 Max (final)	30 Max(初始);50Max(之后) 30 Max (initial); 50 Max (final)	30Max(初始);50 Max(之后) 30 Max (initial); 50 Max (final)
插拔力（N） Insertion force	110N Max	110N Max	110N Max	110N Max	110N Max
端子保持力（N） Terminal holding force	0.62Pin15N / 2.8Pin50N	0.62Pin15N / 2.8Pin50N	0.62Pin15N / 2.8Pin50N	0.62Pin15N / 2.8Pin50N	0.62Pin15N / 2.8Pin50N
焊接工艺 Welding process	波峰焊 wave soldering	波峰焊 wave soldering	波峰焊 wave soldering	波峰焊 wave soldering	波峰焊 wave soldering
PIN 数 PIN number	36	40	36	36	36
备注 Remark	DIP型 DIP type				

型号Model	P2.2-1系列 P2.2-1 series	P2.2-2系列 P2.2-2 series	025H连接器PA6T系列 025H connector PA6T series	025H连接器LCP系列 025H connector LCP series
图例 Legend				
间距（mm） Pitch	2.2	2.2	2.2	2.2
额定电流（A） PIN Rated current	3Max	3Max	3Max	3Max
额定电压（V Rated voltage	250 Max	250 Max	250 Max	250 Max
使用温度（℃） Useing temperature	-40~+105	-40~+105	-40~+105	-40~+105
接触电阻 Contact resistance	10 mΩ Max.(Initial)20 mΩ Max.(Final).			
插拔力（N） Insertion force	带锁扣插入75N Max带锁扣拔出100N Max不带锁扣110N Max insert 75N Max with lock pull out 100N Max with lock 110N Max without lock			
端子保持力（N） Terminal holding force	15N Min	15N Min	15N Min	15N Min
焊接工艺 Welding process	直插 波峰焊工艺 straight paste wave soldering process	弯插 波峰焊工艺 curved paste wave soldering process	通孔回流焊工艺 through hole reflow welding process	SMT贴片 SMT patch
PIN 数 PIN number	8、12、14、24、32、40	8、12、14、24、32、40	8、12、14、24、32、40	8、12、14、24、32、40
备注 Remark				

型号Model	Hybrid Header	P2.54连接器黑色 P2.54 connector black	P2.54连接器白色 P2.54 connector white	P2.54-7A-8P CONN 140053-400820
图例 Legend				
间距（mm） Pitch	2.54 / 5.25	2.54	2.54	2.54
额定电流（A）/PIN PIN Rated current	6.0 / 30Max	3Max	3Max	3Max
额定电压（V） Rated voltage	250Max	12Max	12Max	12Max
使用温度（℃） Useing temperature	-40℃~+105℃	-40℃~+105℃	-40℃~+105℃	-40℃~+105℃
接触电阻 Contact resistance	10 mΩ Max.(Initial)20 m Max.(Final).	10 mΩ Max.(Initial)20 m Max.(Final).	10 mΩ Max.(Initial)20 m Max.(Final).	20mΩ Max.
插拔力（N） Insertion force	带锁扣75N Max不带锁扣110N Max 75N Max with lock 110N Max without lock	带锁扣75N Max不带锁扣110N Max 75N Max with lock 110N Max without lock		≤75N
端子保持力（N） Terminal holding force	15N Max	15N Max	15N Max	15N Min.
焊接工艺 Welding process	弯插 波峰焊工艺 curved paste wave soldering process	弯插 curved paste	弯插 curved paste	DIP&PIP
PIN 数 PIN number	12、20	8	8	8
备注 Remark				

型号Model	Multi lock 连接器 Multi lock connector	P2.2-2X-40P系列 P2.2-1 series	P2.2-1–10P贴片 P2.2-1-10P SMT	P2.2-1–6P贴片 P2.2-1-6P SMT
图例 Legend				
间距（mm） Pitch	2.5	2.2	2.2	2.2
额定电流（A）/PIN PIN Rated current	5Max	3Max	3Max	3Max
额定电压（V） Rated voltage	250 Max	250 Max	250 Max	250 Max
使用温度（℃） Useing temperature	-40℃~+105℃	-40℃~+105℃	-40℃~+105℃	-40℃~+105℃
接触电阻 Contact resistance	10 mΩ Max.(Initial)20 mΩ Max.(Final).			
插拔力（N） Insertion force	带锁扣插入75N Max带锁扣拔出100N Max不带锁扣110N Max insert 75N Max with lock pull out 100N Max with lock 110N Max without lock			
端子保持力（N） Terminal holding force	15N Min	15N Min	15N Min	15N Min
焊接工艺 Welding process	弯/直插 波峰焊工艺 Curved Paste/straight Paste Wave Soldering Process	弯插 波峰焊工艺 curved paste wave soldering process	SMT	SMT
PIN 数 PIN number	8、12、24、32	40	10	6
备注 Remark		黑色/灰色		

型号Model	P2.54-5-4P	36P	36P	P2.2-8-32P	P2.2-12-8P CONN 140057-200820
图例 Legend			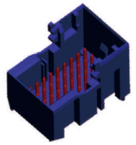		
间距（mm） Pitch	P2.54mm	P1.8mm	P4.0mm	2.2	2.2
额定电流（A）/PIN PIN Rated current	3Max	3Max	5Max	3Max	3
额定电压（V） Rated voltage	250Max	250Max	250Max	250Max	250MAX.
使用温度（℃） Useing temperature	-40~+105	-40~+105	-40~+105	-40~+105	-40~+105
接触电阻 Contact resistance	10 m Ω Max.(Initial)20 m Ω Max.(Final).			40 m Ω Max.(Initial) 60 m Ω Max.(Final).	8 m Max.(Initial) 16 m Max.(Final).
插拔力（N） Insertion force	60N Max	70N Max	70N Max	75N Max	15N Min.
端子保持力（N） Terminal holding force	15N Min.	15N Min	30N Min	15N Min.	/
焊接工艺 Welding process	THR/DIP	THR/DIP	THR/DIP	弯插 波峰焊工艺 curved paste wave soldering process	SMT
PIN 数 PIN number	4	36	36	32	8P
备注 Remark	HM 蓝、黑	HM	VST	SF-HW	/

型号Model	单腔板端弯头 Single-cavity board-end elbow	单腔板端直头 Single-cavity board-end straight connector	单腔线端直头 Single-cavity wire-end straight connector	双腔板端弯头 Dual-cavity board-end elbow	双腔线端直头 Dual-cavity wire-end straight connector
图例 Legend					
阻抗（Ω） Impedance	100Ω	100Ω	100Ω	100Ω	100Ω
接触电阻 Contact resistance	中心PIN 10mΩ Max center pin 10mΩ Max	中心PIN 10mΩ Max center pin 10mΩ Max	中心PIN 10mΩ Max center pin 10mΩ Max	中心PIN 10mΩ Max center pin 10mΩ Max	中心PIN 10mΩ Max center pin 10mΩ Max
工作电压（V） Working voltage	≤60	≤60	≤60	≤60	≤60
结合力（N） Binding force	≤45N	≤45N	≤45N	≤45N	≤45N
脱离力（N） Release force	锁住：≥110N locked: ≥110N	锁住：≥110N locked:≥110N	锁住：≥110N locked: ≥110N	锁住：≥110N locked: ≥110N	锁住：≥110N locked: ≥110N
使用温度（℃） Useing temperature	-40~+105	-40~+105	-40~+105	-40~+105	-40~+105
备注 Remark					

型号Model	四腔板端弯头 Quadruple-cavity board-end elbow	四腔线端直头 Quadruple-cavity wire-end straight connector	六腔板端弯头 Six-cavity board-end elbow	六腔线端直头 Six-cavity wire-end straight connector
图例 Legend				
阻抗（Ω） Impedance	100Ω	100Ω	100Ω	100Ω
接触电阻 Contact resistance	中心PIN 10mΩ Max center pin 10mΩ Max	中心PIN 10mΩ Max center pin 10mΩ Max	中心PIN 10mΩ Max center pin 10mΩ Max	中心PIN 10mΩ Max center pin 10mΩ Max
工作电压（V） Working voltage	≦60	≦60	≦60	≦60
结合力（N） Binding force	≦45N	≦45N	≦45N	≦45N
脱离力（N） Release force	锁住：≥110N locked: ≥110N	锁住：≥110N locked: ≥110N	锁住：≥110N locked: ≥110N	锁住：≥110N locked: ≥110N
使用温度（℃） Useing temperature	-40~+105	-40~+105	-40~+105	-40~+105
备注 Remark				

型号Model	沉板式–A Plate type -A	沉板式–B Plate type -B	沉板式–C Plate type -C	沉板式–D Plate type -D
图例 Legend				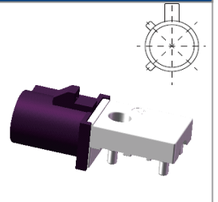
主体颜色 The color of subject	Deep Black	Cream White	Signal Blue	Bordeaux Violet
接触电阻 Contact resistance	中心PIN 40mΩ Max center pin 40mΩ Max	中心PIN 40mΩ Max center pin 40mΩ Max	中心PIN 40mΩ Max center pin 40mΩ Max	中心PIN 40mΩ Max center pin 40mΩ Max
工作电压（V） Working voltage	≦60	≦60	≦60	≦60
结合力（N） Binding force	≦25N	≦25N	≦25N	≦25N
脱离力（N） Release force	锁住:≥110N 没锁住:75N locked: ≥110N unlocked: ≦ 75N	锁住:≥110N 没锁住:75N locked: ≥110N unlocked: ≦ 75N	锁住:≥110N 没锁住:75N locked: ≥110N unlocked: ≦ 75N	锁住:≥110N 没锁住:75N locked: ≥110N unlocked: ≦ 75N
中心针保持力（N） Center pin holding force	≥10N	≥10N	≥10N	≥10N
使用温度（℃） Useing temperature	-40~+105	-40~+105	-40~+105	-40~+105
插入损耗 Insertion loss	＜0.1	＜0.1	＜0.1	＜0.1
备注 Remark	回流焊reflow soldering	回流焊reflow soldering	回流焊reflow soldering	回流焊reflow soldering

型号Model	沉板式–E Plate type -E	沉板式–F Plate type -F	沉板式–G Plate type -G	沉板式–H Plate type -H
图例 Legend		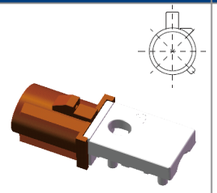		
主体颜色 The color of subject	Leaf Green	Nut Brown	Blue Grey	Heather Violet
接触电阻 Contact resistance	中心PIN 40mΩ Max center pin 40mΩ Max	中心PIN 40mΩ Max center pin 40mΩ Max	中心PIN 40mΩ Max center pin 40mΩ Max	中心PIN 40mΩ Max center pin 40mΩ Max
工作电压（V） Working voltage	≦60	≦60	≦60	≦60
结合力（N） Binding force	≦25N	≦25N	≦25N	≦25N
脱离力（N） Release force	锁住:≥110N 没锁住:75N locked: ≥110N unlocked: ≦ 75N	锁住:≥110N 没锁住:75N locked: ≥110N unlocked: ≦ 75N	锁住:≥110N 没锁住:75N locked: ≥110N unlocked: ≦ 75N	锁住:≥110N 没锁住:75N locked: ≥110N unlocked: ≦ 75N
中心针保持力（N） Center pin holding force	≥10N	≥10N	≥10N	≥10N
使用温度（℃） Useing temperature	-40~+105	-40~+105	-40~+105	-40~+105
插入损耗 Insertion loss	＜0.1	＜0.1	＜0.1	＜0.1
备注 Remark	回流焊reflow soldering	回流焊reflow soldering	回流焊reflow soldering	回流焊reflow soldering

型号Model	沉板式–I Plate type -I	沉板式–K Plate type -K	沉板式–L Plate type -L	沉板式–M Plate type -M
图例 Legend	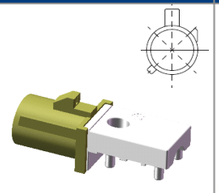		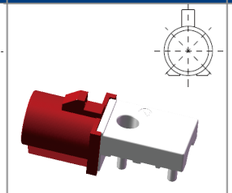	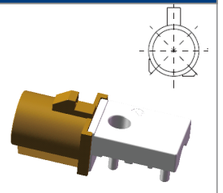
主体颜色 The color of subject	Beige	Curry Yellow	Blue Grey	Heather Violet
接触电阻 Contact resistance	中心PIN 40mΩ Max center pin 40mΩ Max	中心PIN 40mΩ Max center pin 40mΩ Max	中心PIN 40mΩ Max center pin 40mΩ Max	中心PIN 40mΩ Max center pin 40mΩ Max
工作电压（V） Working voltage	≦60	≦60	≦60	≦60
结合力（N） Binding force	≦25N	≦25N	≦25N	≦25N
脱离力（N） Release force	锁住:≥110N 没锁住:75N locked: ≥110N unlocked: ≦ 75N	锁住:≥110N 没锁住:75N locked: ≥110N unlocked: ≦ 75N	锁住:≥110N 没锁住:75N locked: ≥110N unlocked: ≦ 75N	锁住:≥110N 没锁住:75N locked: ≥110N unlocked: ≦ 75N
中心针保持力（N） Center pin holding force	≥10N	≥10N	≥10N	≥10N
使用温度（℃） Useing temperature	-40~+105	-40~+105	-40~+105	-40~+105
插入损耗 Insertion loss	＜0.1	＜0.1	＜0.1	＜0.1
备注 Remark	回流焊reflow soldering	回流焊reflow soldering	回流焊reflow soldering	回流焊reflow soldering

型号Model	沉板式–N Plate type -N	沉板式–Z Plate type -Z	防水型 Fakra	板上式–A On-board Type-A
图例 Legend				
主体颜色 The color of subject	Pastel Green	Wather Blue	\	Deep Black
接触电阻 Contact resistance	中心PIN 40mΩ Max center pin 40mΩ Max	中心PIN 40mΩ Max center pin 40mΩ Max	中心PIN 40m Maxcenter pin 40mΩ Max	中心PIN 40m Maxcenter pin 40mΩ Max
工作电压（V） Working voltage	≦60	≦60	≦60	≦60
结合力（N） Binding force	≦25N	≦25N	≦40N	≦25N
脱离力（N） Release force	锁住:≥110N 没锁住:75N locked: ≥110N unlocked:75N	锁住:≥110N 没锁住:75N locked: ≥110N unlocked:75N	锁住:≥110N 没锁住:75N locked: ≥110N unlocked:75N	锁住:≥110N 没锁住:75N locked: ≥110N unlocked:75N
中心针保持力（N） Center pin holding force	≥10N	≥10N	≥10N	≥10N
使用温度（℃） Useing temperature	-40~+105	-40~+105	-40~+105	-40~+105
插入损耗 Insertion loss	＜0.1	＜0.1	＜0.6	＜0.1
备注 Remark	回流焊reflow soldering	回流焊reflow soldering	防水等级IPX7	回流焊reflow soldering

型号Model	板上式–B On-board Type-B	板上式–C On-board Type-C	板上式–D On-board Type-D	板上式–E On-board Type-E
图例 Legend	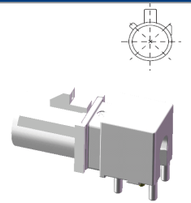			
主体颜色 The color of subject	Cream White	Signal Blue	Bordeaux Violet	Leaf Green
接触电阻 Contact resistance	中心PIN 40m Maxcenter pin 40mΩ Max	中心PIN 40m Maxcenter pin 40mΩ Max	中心PIN 40m Maxcenter pin 40mΩ Max	中心PIN 40m Maxcenter pin 40mΩ Max
工作电压（V） Working voltage	≦60	≦60	≦60	≦60
结合力（N） Binding force	≦25N	≦25N	≦25N	≦25N
脱离力（N） Release force	锁住:≥110N 没锁住:75N locked: ≥110N unlocked: 75N	锁住:≥110N 没锁住:75N locked: ≥110N unlocked: 75N	锁住:≥110N 没锁住:75N locked: ≥110N unlocked: 75N	锁住:≥110N 没锁住:75N locked: ≥110N unlocked: 75N
中心针保持力（N） Center pin holding force	≥10N	≥10N	≥10N	≥10N
使用温度（℃） Useing temperature	-40~+105	-40~+105	-40~+105	-40~+105
插入损耗 Insertion loss	＜0.1	＜0.1	＜0.1	＜0.1
备注 Remark	回流焊reflow soldering	回流焊reflow soldering	回流焊reflow soldering	回流焊reflow soldering

型号Model	板上式–F On-board Type-F	板上式–G On-board Type-G	板上式–H On-board Type-H	板上式–I On-board Type-L
图例 Legend	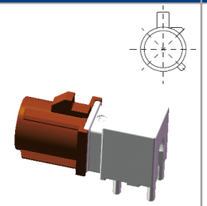	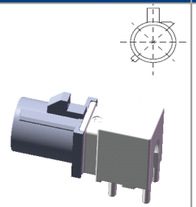		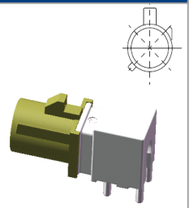
主体颜色 The color of subject	Nut Brown	Blue Grey	Heather Violet	Beige
接触电阻 Contact resistance	中心PIN 40m Maxcenter pin 40m Ω Max	中心PIN 40m Maxcenter pin 40m Ω Max	中心PIN 40m Maxcenter pin 40m Ω Max	中心PIN 40m Maxcenter pin 40m Ω Max
工作电压（V） Working voltage	≦60	≦60	≦60	≦60
结合力（N） Binding force	≦25N	≦25N	≦25N	≦25N
脱离力（N） Release force	锁住:≥110N 没锁住:75N locked: ≥110N unlocked: 75N	锁住:≥110N 没锁住:75N locked: ≥110N unlocked: 75N	锁住:≥110N 没锁住:75N locked: ≥110N unlocked: 75N	锁住:≥110N 没锁住:75N locked: ≥110N unlocked: 75N
中心针保持力（N） Center pin holding force	≥10N	≥10N	≥10N	≥10N
使用温度（℃） Useing temperature	-40~+105	-40~+105	-40~+105	-40~+105
插入损耗 Insertion loss	< 0.1	< 0.1	< 0.1	< 0.1
备注 Remark	回流焊reflow soldering	回流焊reflow soldering	回流焊reflow soldering	回流焊reflow soldering

型号Model	板上式–K On-board Type-K	板上式–L On-board Type-L	板上式–M On-board Type-M	板上式–N On-board Type-N
图例 Legend				
主体颜色 The color of subject	Curry Yellow	Signal Blue	Bordeaux Violet	Leaf Green
接触电阻 Contact resistance	中心PIN 40m Ω Maxcenter pin 40m Ω Max	中心PIN 40m Ω Maxcenter pin 40m Ω Max	中心PIN 40m Ω Maxcenter pin 40m Ω Max	中心PIN 40m Ω Maxcenter pin 40m Ω Max
工作电压（V） Working voltage	≦60	≦60	≦60	≦60
结合力（N） Binding force	≦25N	≦25N	≦25N	≦25N
脱离力（N） Release force	锁住:≥110N 没锁住:75N locked: ≥110N unlocked: 75N	锁住:≥110N 没锁住:75N locked: ≥110N unlocked: 75N	锁住:≥110N 没锁住:75N locked: ≥110N unlocked: 75N	锁住:≥110N 没锁住:75N locked: ≥110N unlocked: 75N
中心针保持力（N） Center pin holding force	≥10N	≥10N	≥10N	≥10N
使用温度（℃） Useing temperature	-40~+105	-40~+105	-40~+105	-40~+105
插入损耗 Insertion loss	< 0.1	< 0.1	< 0.1	< 0.1
备注 Remark	回流焊reflow soldering	回流焊reflow soldering	回流焊reflow soldering	回流焊reflow soldering

型号Model	板上式–Z On-board Type-Z	直插–Z on-board type-Z	MINI FAKRA
图例 Legend			
主体颜色 The color of subject	Nut Brown	Water Blue	Water Blue
接触电阻 Contact resistance	中心PIN 40mΩ Maxcenter pin 40mΩ Max	中心PIN 40mΩ Maxcenter pin 40mΩ Max	内导体接触电阻：5mΩ Max. 外导体接触电阻：5mΩ Max.
工作电压（V） Working voltage	≦60	≦60	335VRMS
结合力（N） Binding force	≦25N	≦25N	≦45N
脱离力（N） Release force	锁住:≥110N 没锁住:75N locked:≥110N unlocked: 75N	锁住:≥110N 没锁住:75N locked:≥110N unlocked:75N	锁住:≥110N locked:≥110N
中心针保持力（N） Center pin holding force	≥10N	≥10N	≥10N
使用温度（℃） Useing temperature	-40~+105	-40~+105	-40~+105
插入损耗 Insertion loss	＜0.1	＜0.1	＜0.1
备注 Remark	回流焊reflow soldering	回流焊reflow soldering	回流焊reflow soldering

型号Model	HSAL II Interconnect 板端	HSAL II Interconnect 线束端	Harness End Parts 线束端零件
图例 Legend	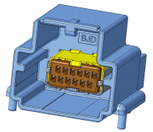	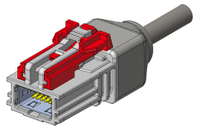	
中心距（mm） Center distance	1.27mm	1.27mm	
额定电流（A）/PIN Rated current	1.5A Max.	1.5A Max.	
额定电压（V） Rated voltage	AC/DC 36V Max.	AC/DC 36V Max.	线束成品
使用温度（℃） Useing temperature	-40~+105	-40~+105	
接触电阻（mΩ） Contact resistance	30 Max.	30 Max.	
插拔次数 Plugging times	25次以上	25次以上	
焊接工艺 Welding process	SMT贴片	SMT贴片	
PIN 数 PIN number	12	12	
备注 Remark	应用于汽车高速信息传输，高清显示等		

型号Model	HSD连接器–A HSD connector–A	HSD连接器–B HSD connector-B	HSD连接器–C HSD connector-C	HSD连接器直插–Z HSD connector straight-Z
图例 Legend				
主体颜色 The color of subject	Black	White	Blue	Water Blue
阻抗（Ω） Impedance	100ω ±15%	100ω ±15%	100ω ±15%	100ω ±15%
接触电阻 Contact resistance	内导体接触电阻：10 mΩ Max. contact resistance of inner conductor: 10 mΩ Max 外导体接触电阻7.5 mΩ Max. contact resistance of outer conductor 7.5 mΩ Max			
额定电流（A）/PIN Rated current	3Max	3Max	3Max	3Max
额定电压（V） Rated voltage	20Max	20Max	20Max	20Max
使用温度（℃） Useing temperature	-40 ~ +105	-40 ~ +105	-40 ~ +105	-40 ~ +105
插拔力（N） Insertion force	插入力30N Max insertion force 30N Max 带锁扣强度110N Min with lock strength 110N Min			
中心针保持力（N） Center pin holding force	⩾15N	⩾15N	⩾15N	⩾15N
备注 Remark	回流焊 reflow soldering	回流焊 reflow soldering	回流焊 reflow soldering	回流焊 reflow soldering

型号Model	HSD连接器–A HSD connector-A	HSD连接器-B HSD connector-B	HSD连接器-C HSD connector-C	HSD连接器直插–Z HSD connector straight-Z
图例 Legend				
主体颜色 The color of subject	Black	White	Blue	Water Blue
阻抗 Impedance	100Ω ±15%	100Ω ±15%	100Ω ±15%	100Ω ±15%
接触电阻（Ω） Contact resistance	内导体接触电阻:10 mΩ Max. 外导体接触电阻7.5 m Max.contact resistance of inner conductor: 10 mΩ Maxcontact resistance of outer conductor 7.5 mΩ Max			
额定电流（A） PIN Rated current	3Max	3Max	3Max	3Max
额定电压（V） Rated voltage	20Max	20Max	20Max	20Max
使用温度（℃） Useing temperature	-40 ~ +105	-40 ~ +105	-40 ~ +105	-40 ~ +105
插拔力（N） Insertion force	插入力30N Max带锁扣强度110N Mininsertion force 30N Maxwith lock strength 110N Min			
中心针保持力（N） Center pin holding force	⩾15N	⩾15N	⩾15N	⩾15N
备注 Remark	回流焊reflow soldering	回流焊reflow soldering	回流焊reflow soldering	回流焊reflow soldering

型号Model	0.5–1	0.5–2	0.5–3	0.5–5
图例 Legend				
间距（mm） Pitch	0.5	0.5	0.5	0.5
高度（mm） Height	2.0	2.0	2.0	3.0
打开方式 Open mode	抽拉式(ZIF) Pull-out Type	抽拉式(ZIF) Pull-out Type	前掀式(ZIF) Front Lift Type	抽拉式(ZIF) Pull-out Type
贴片方式 Patch mode	卧贴(SMT) Horizontal Paste	卧贴(SMT) Horizontal Paste	卧贴(SMT) Horizontal Paste	卧贴(SMT) Horizontal Paste
接点方式 Contact mode	上接&下接 With Upward And Downward Two Types Of Connection		下接 Downward Type Of Connection	上接&下接 With Upward And Downward Two Types Of Connection
匹配线材 Matching wire	无卡扣 No Buckle	无卡扣 No Buckle	无卡扣 No Buckle	无卡扣 No Buckle
PIN 数 PIN number	6~60	4~45	4 ~60	20~60
使用温度（℃） Useing temperature	-40~+105	-40~+105	-40~+105	-40~+105
备注 Remark	上接&下接 With Upward And Downward Two Types Of Connection			

型号Model	0.5–6	0.5–7	0.5–8	0.5–9
图例 Legend				
间距（mm） Pitch	0.5	0.5	0.5	0.5
高度（mm） Height	4.6	1.2	2.7	2.0
打开方式 Open mode	抽拉式(ZIF) Pull-out Type	后掀式(ZIF) Rear Lift Type	后掀式(ZIF) Rear Lift Type	抽拉式(ZIF) Pull-out Type
贴片方式 Patch mode	立贴（SMT） Vertical Paste	卧贴（SMT） Horizontal Paste	卧贴（SMT） Horizontal Paste	卧贴（SMT） Horizontal Paste
接点方式 Contact mode	正脚&反脚 Right Pin Position And Left Pin Position	两面接点 Contacts On Both Sides	下接点（W接点） Downward Type Of Connection (w Connection)	
匹配线材 Matching wire	无卡扣 No Buckle	凹卡扣 Concave Buckle	无卡扣 No Buckle	无卡扣 No Buckle
PIN数 PIN number	6~50	8 ~15	35~60	18~30
使用温度（℃） Useing temperature	-40~+105	-40~+105	-40~+105	-40~+105
备注 Remark				

型号Model	0.5–10	0.5–11	0.5–12	0.5–13
图例 Legend				
间距（mm） Pitch	0.5	0.5	0.5	0.5
高度（mm） Height	1.2	1.5	1.5	1.0
打开方式 Open mode	抽拉式(ZIF) pull-out type	前掀式(ZIF) front lift type	后掀式(ZIF) rear lift type	前掀式(ZIF) front lift type
贴片方式 Patch mode	卧贴(SMT) horizontal paste	卧贴(SMT) horizontal paste	卧贴(SMT) horizontal paste	卧贴(SMT) horizontal paste
接点方式 Contact mode	上接&下接 with upward and downward two types of connection	下接点 downward type of connection	两面接点 contacts on both sides	下接点 downward type of connection
匹配线材 Matching wire	无卡扣 no buckle	无卡扣 no buckle	无卡扣 no buckle	无卡扣 no buckle
PIN数 PIN number	4 ~ 5 0	6 ~60	6 ~60	6 ~30
使用温度（℃） Useing temperature	-40~+105	-40~+105	-40~+105	-40~+105
备注 Remark				

型号Model	0.5–14	0.5 –15 / 15C	0.5–16	0.5–17
图例 Legend				
间距（mm） Pitch	0.5	0·5	0.5	0.5
高度（mm） Height	2.0	2.5	1.0	4.6
打开方式 Open mode	后掀式(ZIF) rear lift type	前掀式(ZIF) front lift type	后掀式(ZIF) rear lift type	侧掀式(ZIF) side lift
贴片方式 Patch mode	卧贴(SMT) horizontal paste	卧贴(SMT) horizontal paste	卧贴(SMT) horizontal paste	立贴(SMT) vertical paste
接点方式 Contact mode	两面接点 contacts on both sides	双弹臂双接点（下） double contact double elastic arm (downward)	两面接点 contacts on both sides	正脚&反脚 right pin position and left pin position
匹配线材 Matching wire	无卡扣 no buckle	2.2mm凸卡扣&无卡扣 2.2mm convex buckle & no buckle	无卡扣 no buckle	无卡扣 no buckle
PIN数 PIN number	1 2 ~60	6~64	4~30	10~60
使用温度（℃） Useing temperature	-40~+105	-40~+105	-40~+105	-40~+105
备注 Remark		双弹臂、双接点、带卡扣、防异物 double contact double elastic arm with buckle		

型号Model	0.5–18	0.5–19	0.5–20	0.5–21
图例 Legend				
间距（mm） Pitch	0.5	0.5	0.5	0.5
高度（mm） Height	2.5	4.46	5.5	5.7
打开方式 Open mode	前掀式(ZIF) front lift type	抽拉式(ZIF) pull-out type	抽拉式(ZIF) pull-out type	侧掀式(ZIF) side lift
贴片方式 Patch mode	卧贴(SMT) horizontal paste	立贴(SMT) vertical paste	立贴(SMT) vertical paste	立贴(SMT) vertical paste
接点方式 Contact mode	下接点（２接点） downward type of connection 2 contacts	正脚&反脚 right pin position and left pin position	正脚&反脚 right pin position and left pin position	正脚&反脚 right pin position and left pin position
匹配线材 Matching wire	2.8/3.1mm凸卡扣&凹卡扣 convex buckle & concave buckle	无卡扣 no buckle	凹卡扣 concave buckle	２.８mm凸卡扣 2.8mmconvex buckle
PIN数 PIN number	6~80	12~40	10~60	10~70
使用温度（℃） Useing temperature	-40~+105	-40~+105	-40~+105	-40~+105
备注 Remark				

型号Model	0.5–22B	0.5–23	0.5–25	0.5–26/26B	0.5–27
图例 Legend					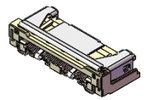
间距（mm） Pitch	0.5	0·5	0.5	0.5	0.5
高度（mm） Height	2.5	2.5	2.0	2.0	3.4
打开方式 Open mode	前掀式(ZIF) front lift type	前掀式(ZIF) front lift type	前掀式(ZIF) front lift type	前掀式(ZIF) front lift type	自动锁 Auto lock
贴片方式 Patch mode	卧贴(SMT) horizontal paste	卧贴(SMT) horizontal paste	卧贴(SMT) horizontal paste	卧贴(SMT) horizontal paste	卧贴(SMT) horizontal paste
接点方式 Contact mode	下接点 downward type of connection	双弹臂双接点（下） double contact double elastic arm (downward)	下接点（２接点） downward type of connection (2 contacts)	下接点（２接点） downward type of connection (2 contacts)	下触点 Lower contact
匹配线材 Matching wire	３.８mm凸卡扣 3.8mm convex buckle	１.０凹卡扣 1.0 concave buckle	2.8凸卡扣&凹卡扣 2.8mm convex buckle & concave buckle	3.1mm凸卡扣&凹卡扣 3.1mm convex buckle & concave buckle	有LOCK設計 與IRISO 11501S完全匹配
PIN数 PIN number	２０~６８	6~70	6~68	6~68	8~60
使用温度（℃） Useing temperature	-40~+105	-40~+105	-40~+105	0.5~26: -40~+125 0.5~26B: -40~+105	–40~+105
备注 Remark	高速传输连接器 high speed transmission connector	双弹臂、双接点、带卡扣、防异物 double contact、double elastic arm with buckle			

型号Model	0.5–28	1.0-1	1.0-2	1.0-3	1.0-4
图例 Legend	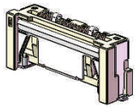				
间距（mm） Pitch	0.5	1.0	1.0	1.0	1.0
高度（mm） Height	6.9	3.0	2.0	3.0	3.0
打开方式 Open mode	自动锁 Auto lock	抽拉式(ZIF) pull-out type	前掀式(ZIF) front lift type	直插(Non-zif) straight paste	直插(Non–zif) straight paste
贴片方式 Patch mode	立贴（SMT） vertical paste	卧贴(SMT) horizontal paste	卧贴(SMT) horizontal paste	卧贴&立贴&直插&弯插 horizontal paste & vertical paste & straight paste & curved paste	卧贴(SMT)&立贴(SMT) SMT horizontal paste & vertical paste
接点方式 Contact mode	单面接点 Single row contact	上接&下接 with upward and downward two types of connection	下接点 downward type of connection	两面接点 contacts on both sides	两面接点 contacts on both sides
匹配线材 Matching wire	有LOCK設計 與IRISO 11501S完全匹配	无卡扣 no buckle	无卡扣 no buckle	无卡扣 no buckle	无卡扣 no buckle
PIN数 PIN number	8~60	4~40	4~3	4~3	4~3
使用温度（℃） Useing temperature	–40~+105	-40~+105	-40~+105	-40~+105	-40~+105
备注 Remark					带接地片 With grounding strip

型号Model	1.0-5	1.0-6	1.0-7	1.0-8	1.0-9
图例 Legend					
间距（mm） Pitch	1.0	1.0	1.0	1.0	1.0
高度（mm） Height	3.0	2.0	2.7	5.1	2.5
打开方式 Open mode	抽拉式(ZIF) pull-out type	抽拉式(ZIF) pull-out type	后掀式(ZIF) rear lift type	直插(Non–ZIF) straight paste	前掀式(ZIF) front lift type
贴片方式 Patch mode	立贴(SMT)&直插&弯插 vertical paste & straight paste & curved paste	卧贴(SMT) horizontal paste	卧贴(SMT) horizontal paste	立贴(SMT) vertical paste	卧贴（SMT） horizontal paste
接点方式 Contact mode	正脚&反脚 right pin position and left pin position	上接&下接 with upward and downward two types of connection	下接点 downward type of connection	正脚&反脚 right pin position and left pin position	下接点（双接点） downward type of connection (dual contact)
匹配线材 Matching wire	无卡扣 no buckle	无卡扣 no buckle	无卡扣 no buckle	无卡扣 no buckle	2.8/3.1mm凸卡扣&凹卡扣 2.8/3.1mm convex buckle & concave buckle
PIN数 PIN number	4~3	4~22	8、30	11 ~ 30	12
使用温度（℃） Useing temperature	-40~+105	-40~+105	-40~+105	-40~+105	-40~+105
备注 Remark					

型号Model	0.3-1	0.3-2（FH35）	0.3-3（FH36）	0.3-4（FH39）	0.3-5（FH26）
图例 Legend					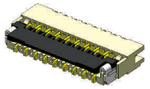
间距（mm） Pitch	0.3	0.3	0.3	0.3	0.3
高度（mm） Height	1.0	0.9	0.9	1.0	1.0
打开方式 Open mode	前掀式(ZIF) front lift type	前掀式(ZIF) front lift type	前掀式(ZIF) front lift type	后掀式（ZIF) Blck-Flip	前掀式(ZIF) front lift type
贴片方式 Patch mode	卧贴（SMT） horizontal paste	卧贴（SMT） horizontal paste	卧贴（SMT） horizontal paste	卧贴（SMT） horizontal paste	卧贴（SMT） horizontal paste
接点方式 Contact mode	下接点 downward type of connection	双触点 Dual Contact	下触点 Lower Contact	双触点 Dual Contact	下触点 Lower Contact
匹配线材 Matching wire	无卡扣 no buckle	无卡扣 no buckle	有LOCK设计 MOLEX 503566完全匹配	无卡扣 no buckle	无卡扣 no buckle
PIN数 PIN number	11～73	09～71	11~51	09~67	09～71
使用温度（℃） Useing temperature	-40~+105	–40~+85	–40~+85	–40~+85	–40~+85
备注 Remark		配插端厚度0.2mm	配插端厚度0.2mm	配插端厚度0.2mm	配插端厚度0.2mm

型号Model	0.5pitch	1.0pitch	1.25pitch	0.5普通屏蔽FFC 0.5 general shielding FFC
图例 Legend				
导体的厚度*宽度（mm） Thickness * width of conductor	0.035*0.3、0.05*0.3	0.035*0.65、0.05*0.65 0.1*0.65	0.035*0.8、0.05*0.8、0.1*0.8	0.035*0.3、0.05*0.3
额定电流（A）/PIN PIN Rated current	0.5A~2A	0.5A~2A	0.5A~2A	0.5A~2A
额定温度（℃） Rated temperature	80 or 105	80 or 105	80 or 105	80 or 105
导体阻抗（Ω） Conductor impedance	≤1.3、≤1.41	≤0.96、≤0.63、≤0.35	≤0.75、≤0.53、≤0.27	≤1.3、≤1.41
特性阻抗（Ω） Characteristic impedance	120~140	120~140	120~140	50~80
传输速度 Transmission speed	NA	NA	NA	NA
PIN数 PIN number	6~96	3~50	2~50	6~96
形状 Shape	两端补强板同向&两端补强板反向 the reinforceing plate at the same side & the reinforceing plate at different side			
备注 Remark				包导电布 stick Conductive cloth

型号Model	0.5地屏蔽FFC 0.5 ground shield FFC	0.5镭射屏蔽FFC 0.5 laser shielding FFC	1.0pitch LVDS	0.5pitch LVDS	0.5pitch VBy-1
图例 Legend					
导体的厚度*宽度（mm） Thickness * width of conductor	0.035*0.3、0.05*0.3	0.035*0.3、0.05*0.3	0.035*0.65、0.05*0.65 0.1*0.65	0.035*0.3、0.05*0.3	0.035*0.3、0.05*0.3
额定电流（A）/PIN PIN Rated current	0.5A~2A	0.5A Min	1A	0.5A Min	0.5A Min
额定温度（℃） Rated temperature	80、105	105	80、105	80、105	80、105
导体阻抗（Ω） Conductor impedance	≤1.3、≤1.41	≤1.3、≤1.41	≤0.96、≤0.63、≤0.35	≤1.3、≤1.41	≤1.3、≤1.41
特性阻抗（Ω） Characteristic impedance	50~80	45±7	100±10	100±10	100±10
传输速度 Transmission speed	NA	NA	3.75GHz Min	3.75GHz Min	3.75GHz Min
PIN数 PIN number	6~96	6~96	30	41/51	41/51
形状 Shape	两端补强板同向&两端补强板反向 the reinforceing plate at the same side & the reinforceing plate at different side				
备注 Remark	去地线加热熔铝箔 remove the ground wire and heat the molten aluminum foil	镭射刷银浆加热熔铝箔、雾面铝箔 laser brush silver paste heating molten aluminum foil and stick with Foggy aluminum foil	后贴式 post-attach type	后贴式 back post-attach type	一体式 integral type

型号Model	0.80mm排针SMD系列 0.80mm pin header SMD series	0.8mm 排母SMT系列 0.8mm female header SMT Series	1.00mm排针系列 1.00mm pin header series	1.0mm 排母SMT系列 1.0mm female header SMT series
图例 Legend				
间距（mm） Pitch	0.8	0.8	1	1
额定电流（A）/PIN PIN Rated current	1	1~2A	1	1
耐电压 Withstanding voltage	AC 1000V 1min	AC 1000V 1min	AC 1000V 1min	AC 1000V 1min
使用温度（℃） Useing temperature	-40~+105	-40~+105	-40~+105	-40~+105

型号Model	1.27mm排针 DIP 系列 1.27mm pin header DIP series	1.27mm排针 SMD 系列 1.27mm pin header SMD series	1.27mm间距双排母U型SMT系列带外柱 1.27mm pitch double female header Utype SMT series with outer column	1.27mm间距 排母U型DIP 系列 1.27mm pitch female header U type DIP series
图例 Legend				
间距（mm） Pitch	1.27	1.27	1.27	1.27
额定电流（A）/PIN PIN Rated current	1	1	1	1
耐电压 Withstanding voltage	AC 1000V 1min	AC 1000V 1min	AC 1000V 1min	AC 1000V 1min
使用温度（℃） Useing temperature	-40~+105	-40~+105	-40~+105	-40~+105

型号Model	1.27mm间距排母U型SMT系列 1.27mm pitch female header U type SMT series	1.27mm间距 排母 Y型 DIP 1.27mm pitch female header Y type DIP series	2.00mm双排排母侧插 2.00mm double female header side plug	2.00mm 双排排母带凸台带柱/不带柱 2.00mm double female header with convex with column / without column
图例 Legend				
间距（mm） Pitch	1.27	1.27	2	2
额定电流（A）/PIN PIN Rated current	1	1	1~3	1~3
耐电压 Withstanding voltage	AC 1000V 1min	AC 1000V 1min	AC 1000V 1min	AC 1000V 1min
使用温度（℃） Useing temperature	-40~+105	-40~+105	-40~+105	-40~+105

型号Model	2.00mm排针DIP 系列 2.00mm pin header DIP series	2.00mm排针SMD 系列 2.00mm pin header SMD series	2.0mm间距 Y型排母SMT 2.0mm pitch Y type female header SMT series	2.0mm间距 双排母 U型90度DIP系列 2.0mm pitch both side female header U type 90 DIP series
图例 Legend				
间距（mm） Pitch	2	2	2	2
额定电流（A）/PIN PIN Rated current	2	2	2	1~3
耐电压 Withstanding voltage	AC 1000V 1min	AC 1000V 1min	AC 1000V 1min	AC 1000V 1min
使用温度（℃） Useing temperature	-40~+105	-40~+105	-40~+105	-40~+105

型号Model	2.0mm间距 U型排母SMT 系列带柱/不带柱 2.0mm pitch female header U type without/with located mast series	2.00mm排针 SMD 系列 2.0mm pitch header SMD series	2.00mm排针 弯脚 系列 2.0mm pitch header with clubfoot series	2.0mm间距 U型排母DIP 2.0mm pitch U type female header DIP series
图例 Legend				
间距（mm） Pitch	2	2	2	2
额定电流（A）/PIN PIN Rated current	1~3	2	2	1~3
耐电压 Withstanding voltage	AC 1000V 1min	AC 1000V 1min	AC 1000V 1min	AC 1000V 1min
使用温度（℃） Useing temperature	-40~+105	-40~+105	-40~+105	-40~+105

型号Model	2.50mm排针 DIP 系列 2.50mm pin header DIP series	2.54mm U型排母双侧插 2.54mm U type female header double-sided plug	2.54mm U型排针 双侧插 2.54mm U type female header double-sided plug	2.54mm 排针 弯脚DIP 系列 2.54mm pin header curved DIP series
图例 Legend				
间距（mm） Pitch	2.5	2.54	2.54	2.54
额定电流（A）/PIN PIN Rated current	3	1~3	1~3	3
耐电压 Withstanding voltage	AC 1000V 1min	AC 1000V 1min	AC 1000V 1min	AC 1000V 1min
使用温度（℃） Useing temperature	-40~+105	-40~+105	-40~+105	-40~+105

型号Model	2.54mm排针 DIP 系列 2.50mm pin header DIP series	2.54mm间距U型排母DIP系列 2.54mm pitch U type female header DIP series	2.54mm间距U型排母SMT系列 2.54mm pitch U type female header SMT series	2.54mm间距Y型排母90度DIP 系列 2.54mm pitch Y type female header 90 degree DIP series
图例 Legend				
间距（mm） Pitch	2.54	2.5	2.54	2.54
额定电流（A）/PIN PIN Rated current	3	3	1~3	1~3
耐电压 Withstanding voltage	AC 1000V 1min	AC 1000V 1min	AC 1000V 1min	AC 1000V 1min
使用温度（℃） Useing temperature	-40~+105	-40~+105	-40~+105	-40~+105

型号Model	2.54mm间距Y型排母SMT系列 2.54mm pitch Y type female header SMT series	2.54mm间距四面包排母DIP系列 2.54mm pitch surrounded from all sides female header DIP series	2.54mm间距Y型排母90度SMT系列 2.54mm pitch Y type female header 90 degree SMT series	2.54mm间距Y型排母90度DIP系列 2.54mm pitch Y type female header 90 degree DIP series
图例 Legend				
间距（mm） Pitch	2.5	2.54	2.54	2.54
额定电流（A）/PIN PIN Rated current	3	1~3	3	3
耐电压 Withstanding voltage	AC 1000V 1min	AC 1000V 1min	AC 1000V 1min	AC 1000V 1min
使用温度（℃） Useing temperature	-40~+105	-40~+105	-40~+105	-40~+105

型号Model	3.00mm排针DIP 3.00mm pin header DIP series	3.96mm间距U型排母DIP/SMT 3.96mm pitch U type female header DIP / SMT series	3.96mm间距排针 3.96mm pitch pin header	4.20mm排针 电动车控制器排针 4.20mm pin header electric vehicle controller series	5.08mm排针 DIP 5.08mm pin header DIP series
图例 Legend					
间距（mm） Pitch	3	3.96	3.96	4.2	5.08
额定电流（A）/PIN PIN Rated current	1~3	7	7	9	
耐电压 Withstanding voltage	AC 1000V 1min	AC 1000V 1min	AC 1000V 1min	AC 1000V 1min	AC 1000V 1min
使用温度（℃） Useing temperature	-40~+105	-40~+105	-40~+105	-40~+105	-40~+105

型号Model	P2.54-6P Pin header	P2.54-4P Pin header	P2.54-3P Pin header	P2.0-3P Pin header	LCD2.0-2
图例 Legend					
间距（mm） Pitch	2.54	2.54	2	2	2
额定电流（A）/PIN PIN Rated current	3Max	3Max	3Max	10Max	1Max
额定电压（V） Rated voltage	500Max	500Max	500Max	500Max	125Max
使用温度（℃） Useing temperature	-40~+105	-40~+105	-40~+105	-40~+105	-40~+105
接触电阻 Contact resistance	20 mΩ Max.(Initial)				20 mΩ Max.(Initial) 20 mΩ Max.(Final).
插拔力（N） Insertion force	60N Max	70N Max	70N Max	75N Max	2.5N/pin Max
端子保持力（N） Terminal holding force	15N Min.	15N Min.	15N Min.	15N Min.	4.9N Min
焊接工艺 Welding process	SMD	SMD	SMD	SMD	SMT
PIN 数 PIN number	6	4	3	3	8 19 24
备注 Remark	TSL	TSL	TSL	TSL	FT

型号Model	0.8mm Pitch系列 0.8mm pitch series	0.8mm Pitch系列 0.8mm pitch series	1.0mm Pitch系列 1.0mm pitch series	1.0mm Pitch系列 1.0mm pitch series
图例 Legend				
间距（mm） Pitch	0.8	0.8	1.0	1.0
额定电流（A）/PIN PIN Rated current	0.5	0.5~1	0.5~1	0.5~1
额定电压（V） Withstanding voltage	30V /Pin	50V /Pin	50V /Pin	50V /Pin
使用温度（℃） Useing temperature	–40~+105	–40~+105	–40~+105	–40~+105

型号Model	1.0mm Pitch系列 1.0mm pitch series	1.2mm Pitch系列 1.2mm pitch series	1.25mm Pitch系列 1.25mm pitch series	1.25mm Pitch系列 1.25mm pitch series
图例 Legend				
间距（mm） Pitch	1.0	1.2	1.25	1.25
额定电流（A）/PIN PIN Rated current	1~1.5	1~1.5	0.8~1	0.8~1
额定电压（V） Withstanding voltage	50V /Pin	50V /Pin	125V /Pin	200V /Pin
使用温度（℃） Useing temperature	–40~+105	–40~+105	–40~+105	–40~+105

型号Model	1.27mm Pitch系列 1.27mm pitch series	1.5mm Pitch系列 1.5mm Pitch series	2.0mm Pitch系列 2.0mm Pitch series	2.0mm Pitch系列 2.0mm Pitch series
图例 Legend				
间距（mm） Pitch	1.25	1.5	2.0	2.0
额定电流（A）/PIN PIN Rated current	0.8~1	0.8~1	0.5~2	1~3
额定电压（V） Withstanding voltage	200V /Pin	100V /Pin	100V /Pin	250V /Pin
使用温度（℃） Useing temperature	–40~+105	–40~+105	–40~+105	–40~+105